








Curmudgeon Crumpler.

	<p>Create a thread abdomen with 6/0 UNI-Thread (Light Cahill) on an Umpqua C300BL hook. Build up the back end significantly more than the rest. Half hitch and cut thread</p>		<p>Switch thread to a Danville's 3/0 Brown and fill out rest of the tapered abdomen. Coat entire thread base with a heavy layer of Hard-as-Hull head cement and let dry thoroughly</p>
	<p>Stack a healthy clump of natural elk hair so tips are even, then tie in on top of hook shank</p>		<p>Tie a knot in two pieces of turkey tail feather so the knot is just above the color change in the natural feather fibers. Tie in and trim to proper length. Coat trimmed tips with head cement to keep them durable</p>
	<p>Cut out two tapered oval wings from a sheet of MFC Wing Material (Plain Web) and tie them in on top of elk hair.</p>		<p>Tie in a piece of badger hackle, then dub the thorax using black Hare-Tron dubbing</p>
	<p>Wind hackle forward and tie off. Whip finish knot. Pow. Done</p>		